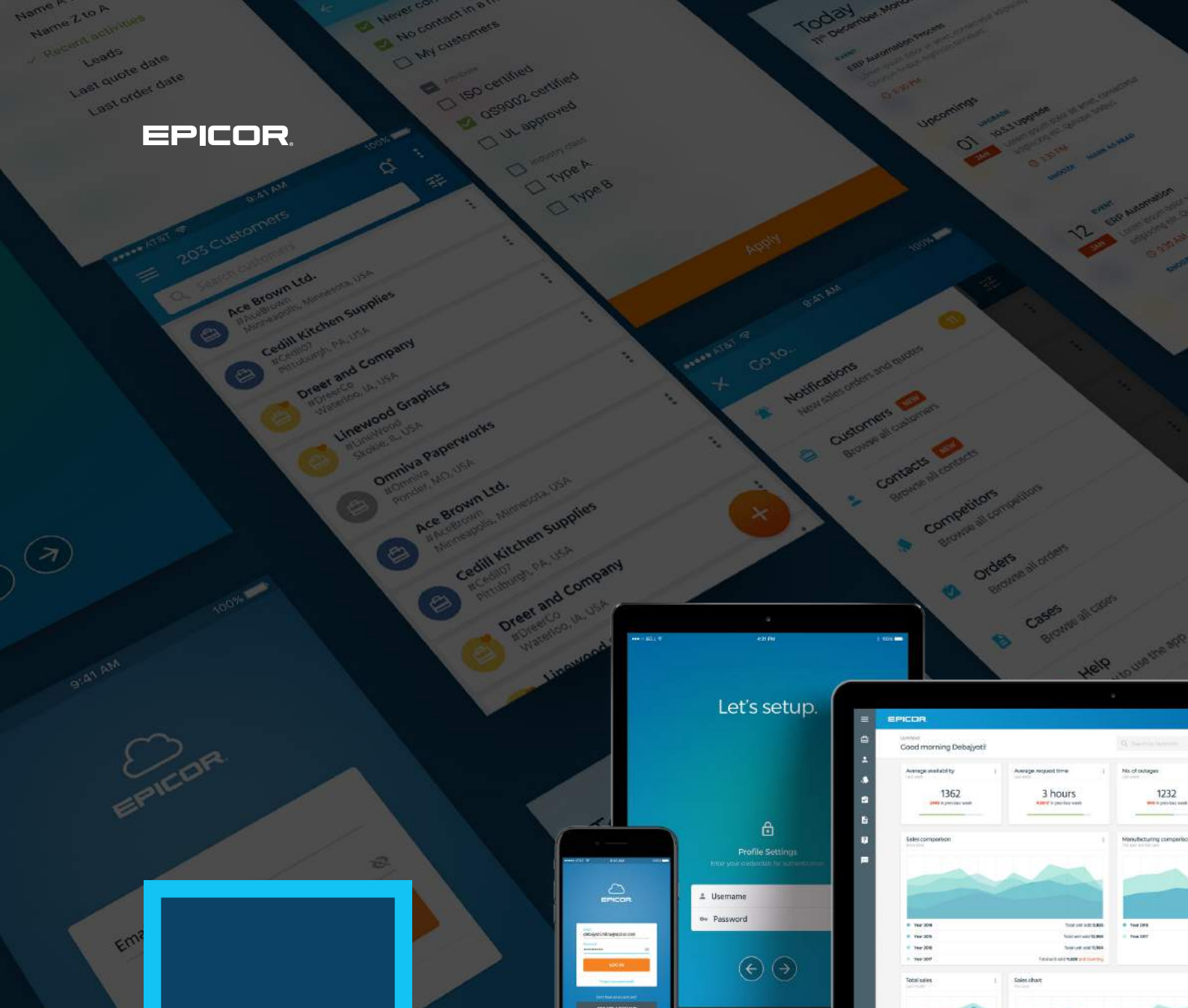


EPICOR



# KINETIC DESIGN STYLE GUIDE

## WHAT AND WHY






The framework is a powerful library of modular software components which automatically implements the Epicor Kinetic design.

The framework components are smart enough to automatically know how to authenticate, establish sessions, and integrated with the ERP systems. It can be used to build browser applications, hybrid desktop applications, and hybrid mobile applications.

Epicor Kinetic Design is our new user experience guidelines and patterns for building applications against Epicor's ERP systems.

These design guidelines are built into the heart of the Kinetic Framework UI components. This makes it easier for consumers to build applications that automatically adhere to the design guidelines.

## WHAT ARE INCLUDED

	<b>Color Palette</b> Primary, secondary and accent colors	P. 5
	<b>Typography</b> Various fonts and references	P. 10
	<b>Iconset</b> Various icons and conventions	P. 14
	<b>Page Types</b> Various page types	P. 17
	<b>Components</b> Various reusable elements	P. 28



# COLOR PALLETTE

# BRAND COLORS



## Blue

R18, G195, B244  
Hex #12C3F4

### Usage

Active labels, hyperlinks, menu icons etc.

## Dark Gray

R134, G137, B141  
Hex #86898D

### Usage

Subtitles



## Green

R163, G209, B131  
Hex #A3D183

### Usage

Progress bars, graphs, status: ok, done etc.

## Light Gray

R196, G198, B199  
Hex #C4C6C7

### Usage

Secondary texts, character counter etc.



**Orange**

R245, G130, B32  
Hex #F58220

**Usage**

Primary buttons



**Yellow**

R244, G202, B109  
Hex #F4CA6D

**Usage**

Alert messages, status: pending  
etc.




**Dark Blue**

R0, G138, B169  
Hex #008AA9

**Usage**

Accent color



**Off White**

R240, G237, B224  
Hex #F0EDE0

**Usage**

Base background

# INTRODUCING NEW COLORS



## Red

R244, G18, B18  
Hex #F41212

### Usage

Alerts, notifications and errors



## Another Blue

R0, G145, B234  
Hex #0091EA

### Usage

Text buttons, Selected options



## Darker Gray

R109, G123, B131  
Hex #6d7b83

### Usage

Secondary buttons



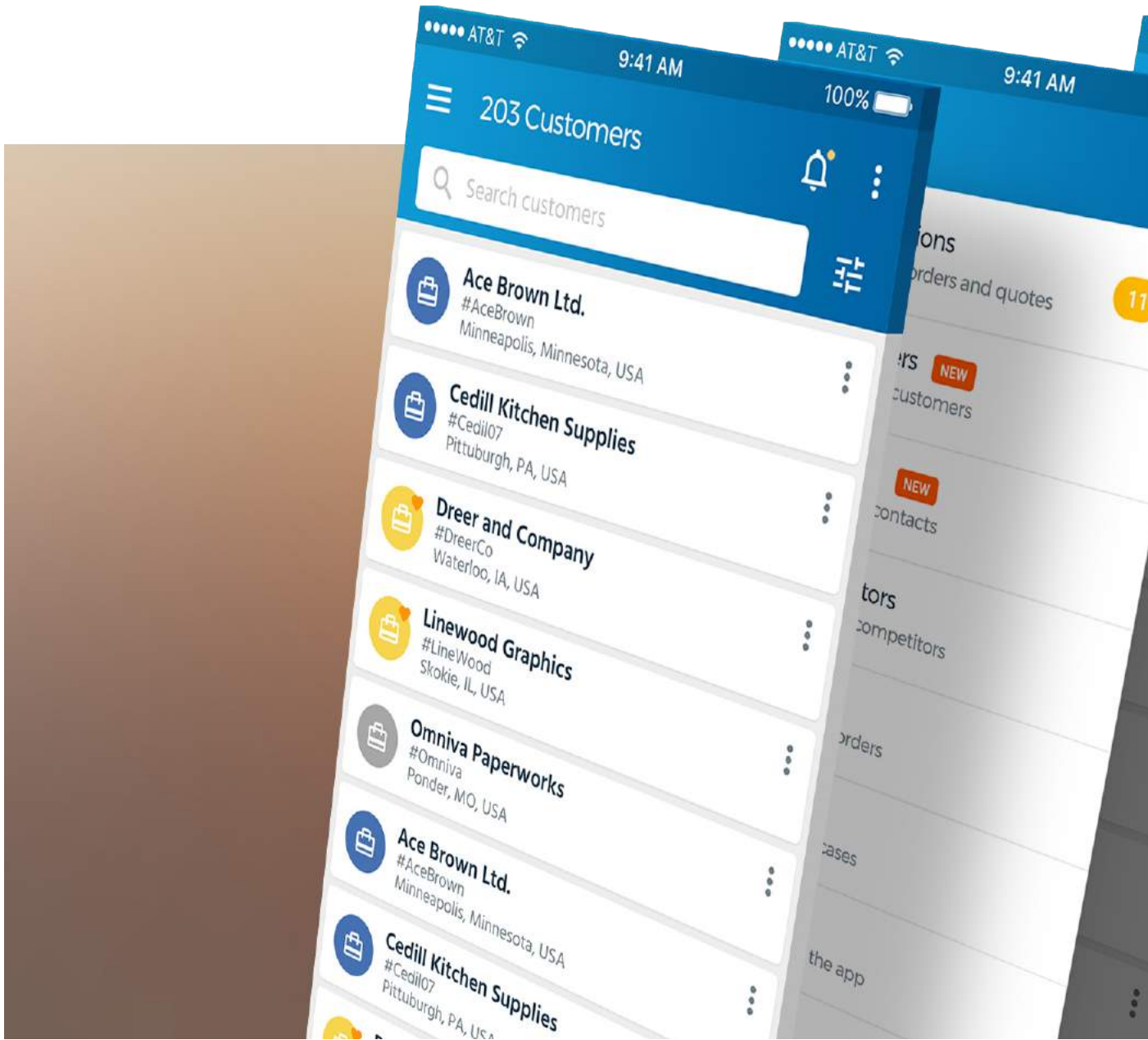
## Blue Gradient

R16, G154, B211 / R0, G100, B163  
Hex #109ad3 / #0064a3

### Usage

Title bars, progress bars





# TYPOGRAPHY

## HEADINGS

# Montserrat

A B C D E F G H I J K L M N O P Q R S T U V W X Y Z

```
h1 {  
  font-size: 24px;  
  font-weight: 500;  
  line-height: 30px;  
}
```

```
h2 {  
  font-size: 18px;  
  font-weight: 500;  
  line-height: 24px;  
}
```

```
h3 {  
  font-size: 16px;  
  font-weight: 500;  
  line-height: 20px;  
}
```

```
h4 {  
  font-size: 13px;  
  font-weight: 500;  
  line-height: 18px;  
}
```

```
h5 {  
  font-size: 12px;  
  font-weight: 600;  
  line-height: 18px;  
}
```

```
h6 {  
  font-size: 10px;  
  font-weight: 600;  
  line-height: 14px;  
}
```

**Montserrat** family is the font to be used as Epicor headings and titles. Except H5 and H6 all other headings should be Normal in weight. All the headings have a reduced letter spacing of  $-0.25em$ .

## h1. Bootstrap heading

## h2. Bootstrap heading

## h3. Bootstrap heading

## h4. Bootstrap heading

## h5. Bootstrap heading

## h6. Bootstrap heading

## PARAGRAPHS & LISTS

# Hind

ABCDEFGHIJKLMNOPQRSTUVWXYZ

**Hind** family is the font to be used as Epicor paragraphs and any body text other than headings, tabs and buttons.

The default font setting for any body text is Regular 13px/18px. Semibold could be use to emphasise any word or sentence.

<P> PARAGRAPH

Lorem ipsum dolor sit amet, consectetur adipiscing elit. Phasellus et pulvinar arcu. **In ante enim**, vehicula in libero at.

Praesent suscipit, quam eu pretium.

<UL> UNORDERED LIST

- Lorem ipsum dolor sit amet
- Consectetur adipiscing elit

<OL> ORDERED LIST

1. Integer molestie lorem at massa
2. Facilisis in pretium nisl aliquet

<DL> DESCRIPTION LIST

**Cras in fringilla justo. Quisque molestie fermentum.**  
In commodo erat at dignissim condimentum.  
Maecenas eu interdum leo, suscipit fermentum nibh.  
Etiam ac condimentum purus.

```
<link href="https://fonts.googleapis.com/css?family=Hind:300,400,500,600,700|Montserrat:100,200,300,400,400i,500,500i,600,600i,700,800,900&subset=latin-ext" rel="stylesheet">
```

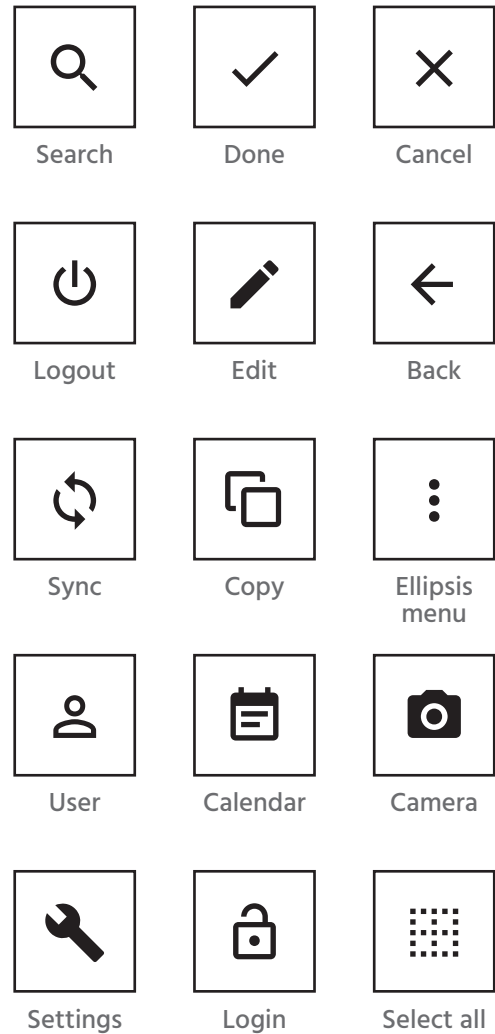
```
font-family: 'Montserrat', sans-serif;  
font-family: 'Hind', sans-serif;
```

**ICONSET**

# MATERIAL DESIGN ICONS

To keep things simple, we are using out of the box Material Design icons (<https://google.github.io/material-design-icons/#getting-icons>). Additionally we've chosen **Material Design Icon** ([materialdesignicons.com](https://materialdesignicons.com)) family for some extra shapes which may fit into our requirements. **We strongly recommend web fonts instead of any other icon format.**

Here are some examples which should be used as universal conventions across all the products.





History



Toggle



Email



Password



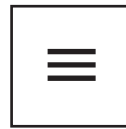
Alert



Favorite



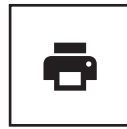
Location



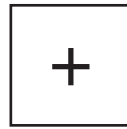
Menu



Call



Print



Add new



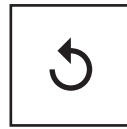
Info



Delete



Filter



Undo



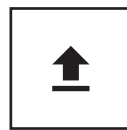
GPS



Sort



Shipping



Upload

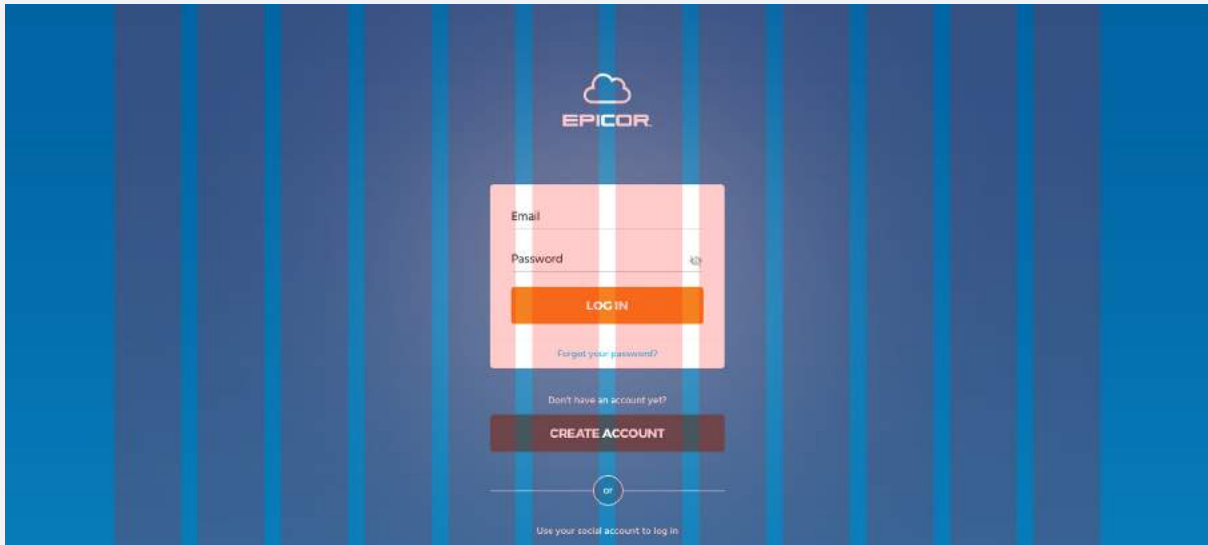


All done



# PAGE TYPES


# LOGIN



The main page content should be in 1180px fixed width on 12grids for desktop.




Login box could be considered as a card and it occupy 3grids (280px) horizontally.



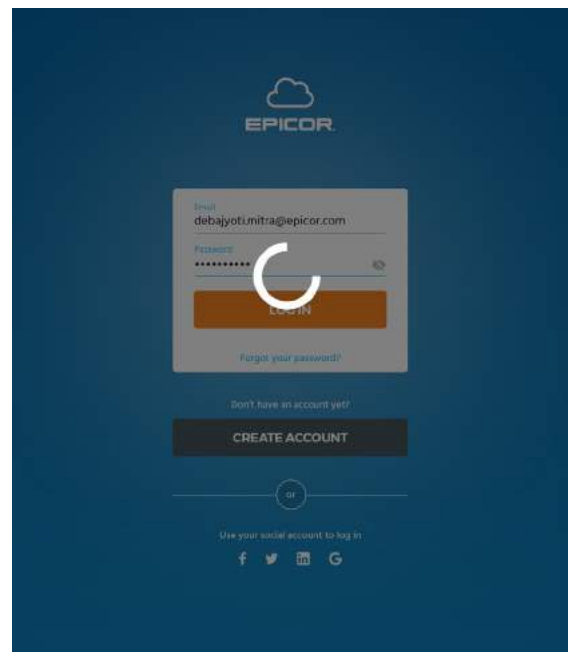
Login page contains a gradient or solid color background with a light effect in the middle, a logo and a 3grids (280px) white card to accommodate main login form.

Create account, social media logins are optional.

Here are the different states of login screen:



Active state where user has made some entries.



Working state where form has been validated and sent to server for response.

**Note:**

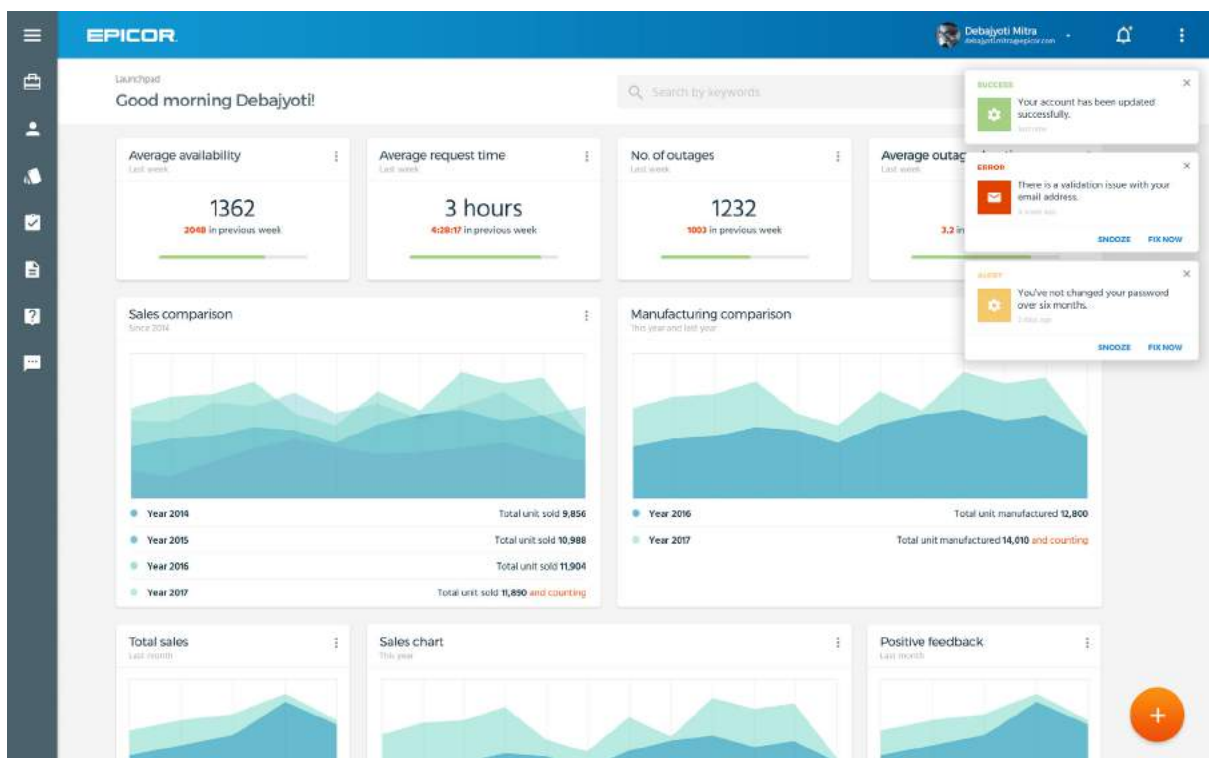
On a smaller real-estate like mobile or tablet, the login screen should remain same. There will no changes on width or anything related to screen size.

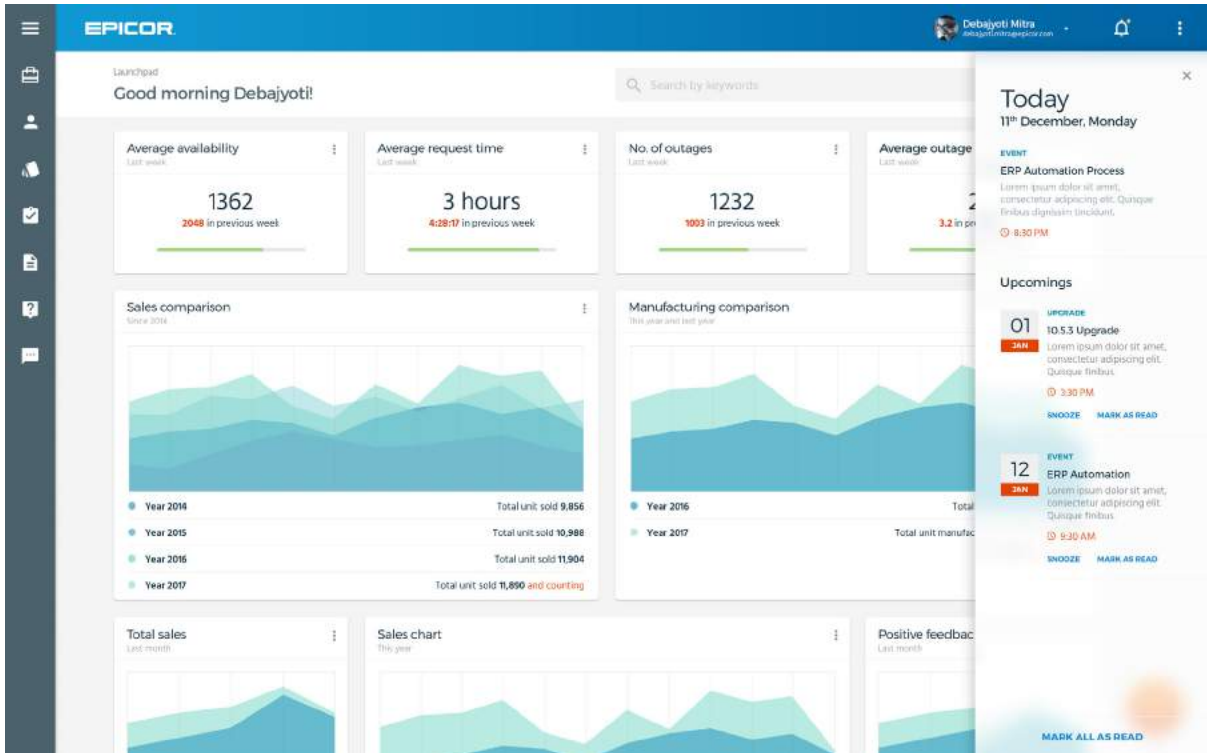
Secondary button i.e. "Create Account" has a more darker shade here (#49565e) because it got placed on a solid color/gradient background.

# DASHBOARD



The main page content should be in 1180px fixed width on 12grids for desktop.





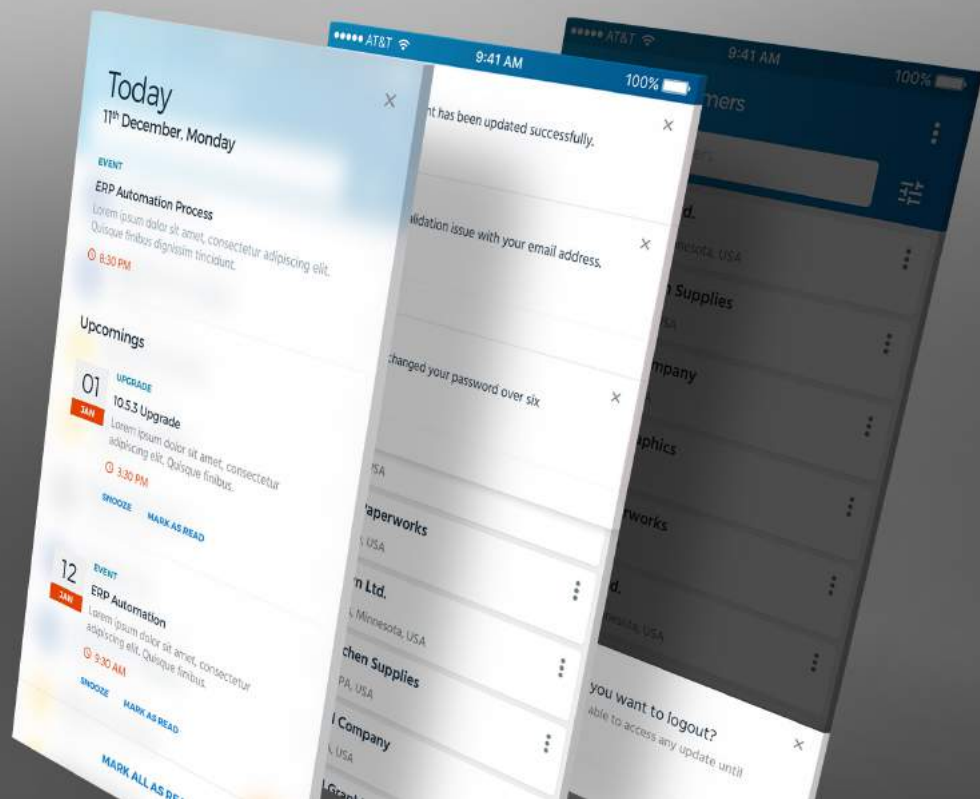
**Notification-pane.** Appears top right corner of the page, just beneath the title bar. Contains 3 columns width (280px) and full height of the screen. Background is a bit transparent with blur effect. Should have 30px of padding from left and right side.

However the above screenshot is demonstrating notification-pane as a personal calendar notification; instead of, anything else could take in place in a suitable manne. For an example, some news cards, update info etc.


As always, the cross button will close the notification-pane.

**Note:**

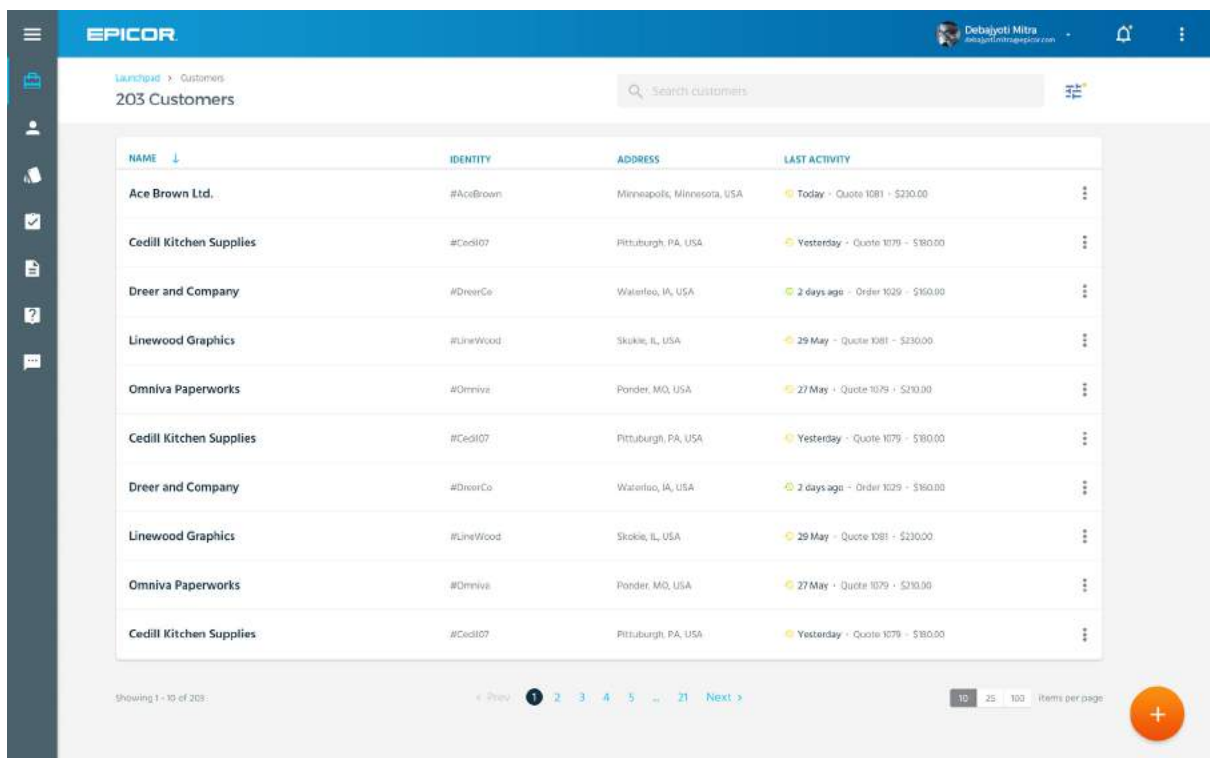
On mobile, notifications will occupy the width of screen. For tablet, it will follow the desktop.



# LIST

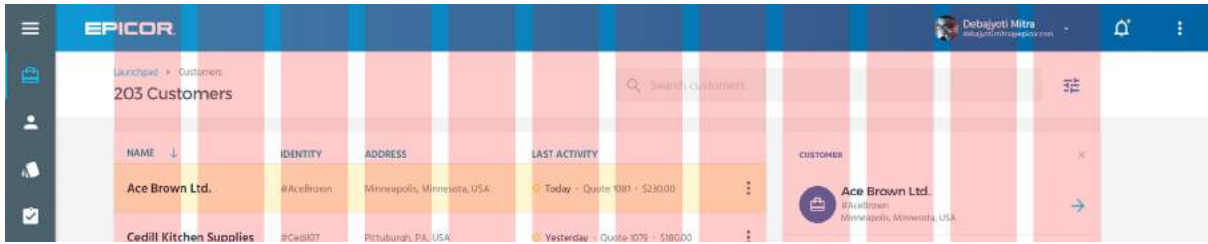


Listing. 12 Column grid

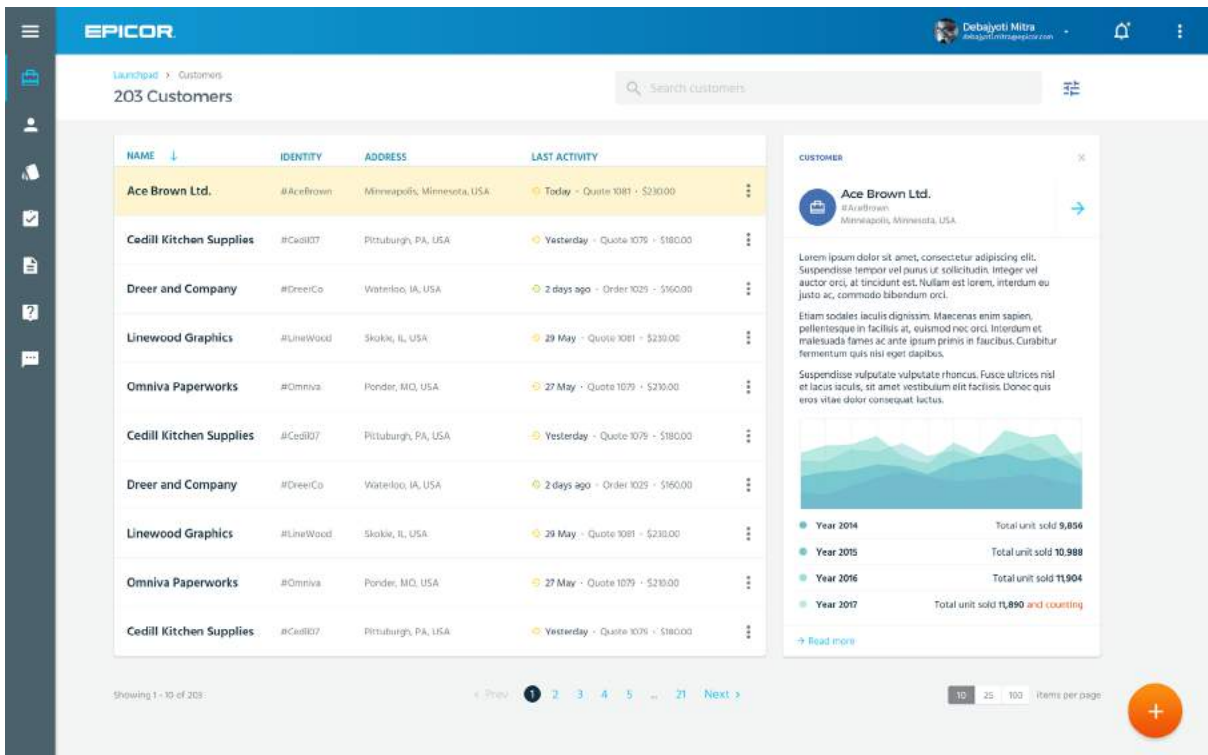


Listing. With column sorting, pagination etc.

# QUICK VIEW



Quick view. 12 Column grid



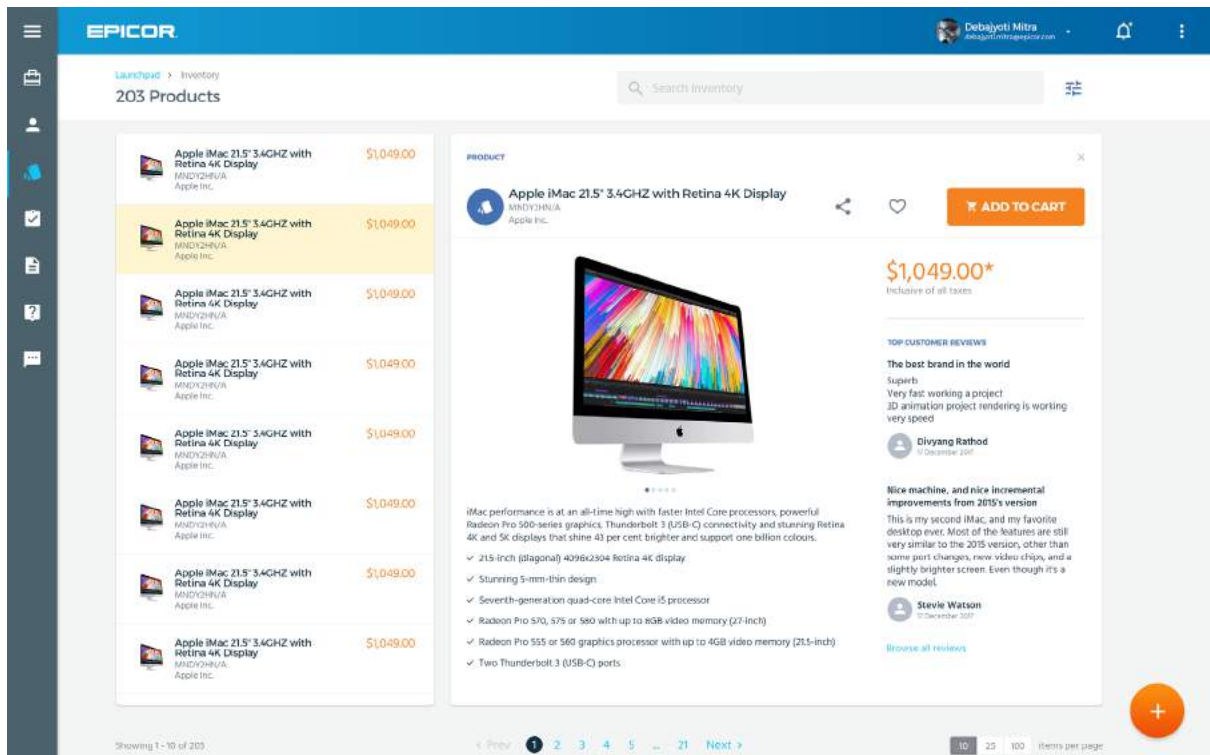
Quick view. With column sorting, pagination etc.



# CATALOG



Inventory. 12 Column grid

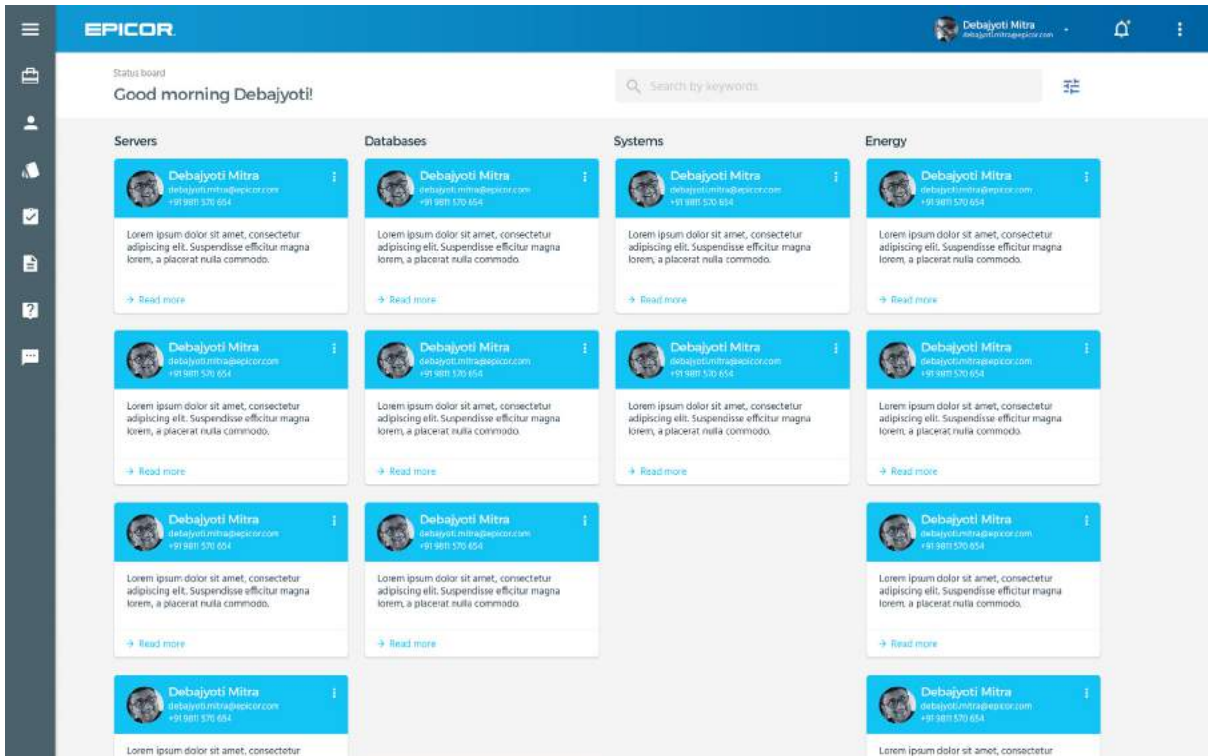


Inventory. Quick view.

# CARD BOARD



Status Board. 12 Column grid

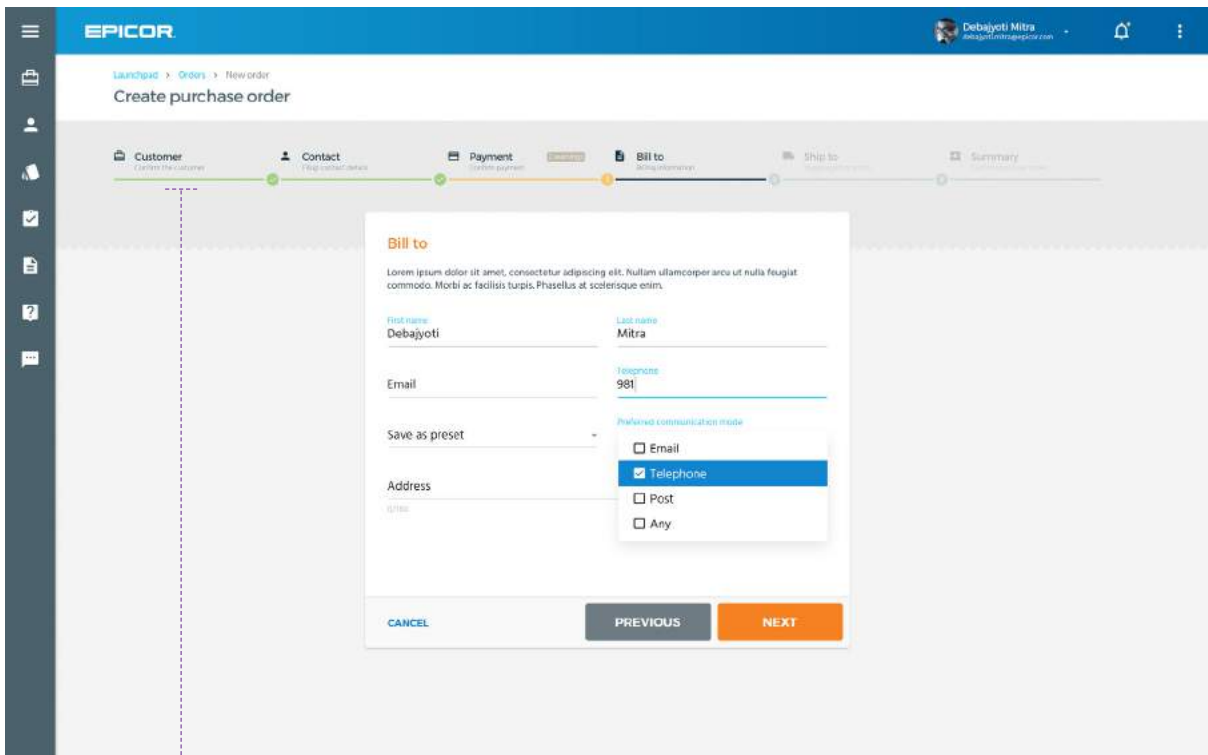


Status Board.

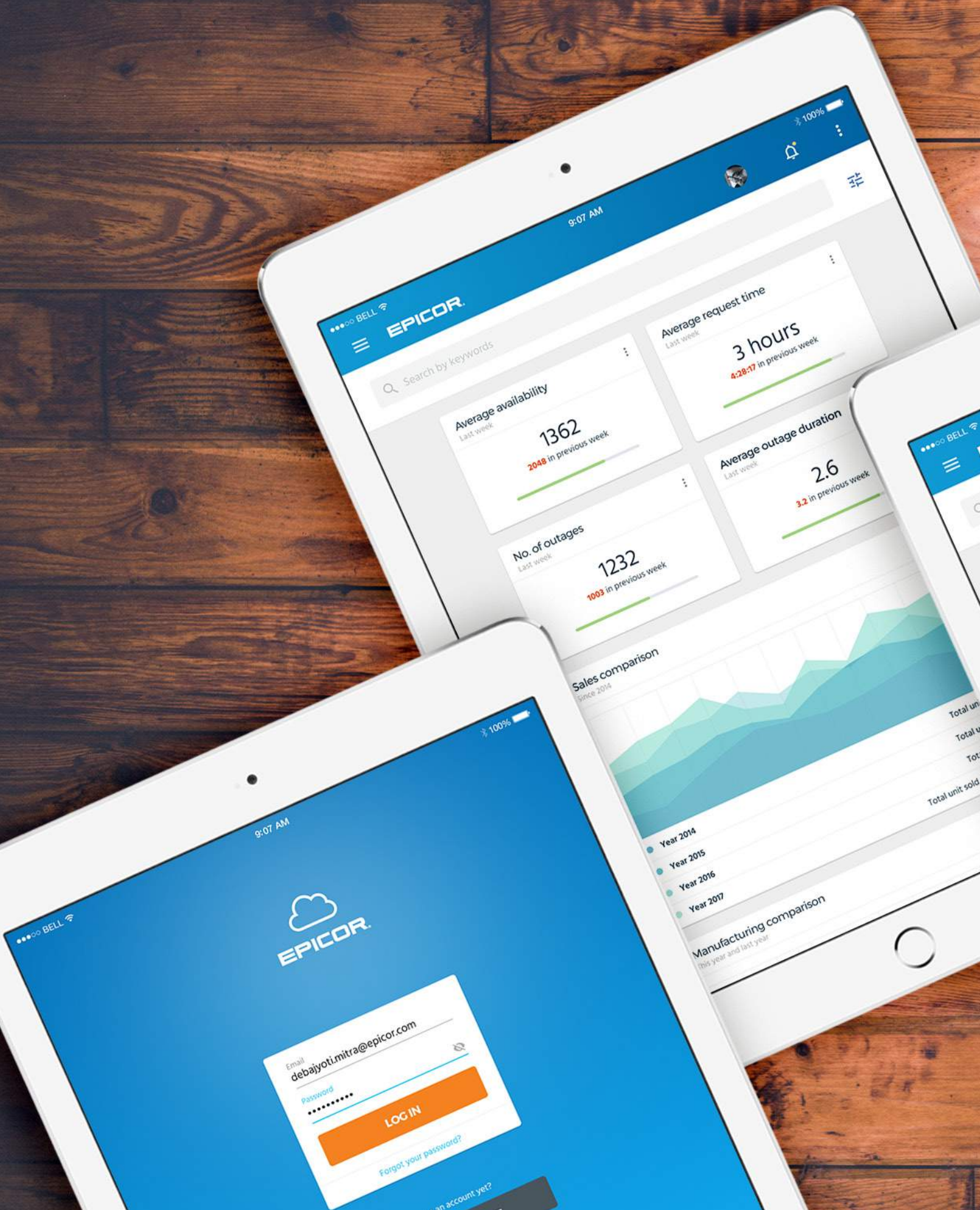
# WIZARD



Wizard. 12 Column grid



Icon 15px #112f41 // Title 12px  
Montserrat #112f41 // Subtitle 10px  
Hind #7b8a92 // Line 3px // Space  
between icon and text 12px



9:07 AM

BELL

100%

EPICOR

Search by keywords

Average availability  
Last week  
1362  
2048 in previous week

Average request time  
Last week  
3 hours  
4:28:17 in previous week

No. of outages  
Last week  
1232  
1003 in previous week

Average outage duration  
Last week  
2.6  
3.2 in previous week

Sales comparison  
Since 2014

Year 2014  
Year 2015  
Year 2016  
Year 2017

Manufacturing comparison  
this year and last year

Total unit sold

9:07 AM

BELL

100%

EPICOR

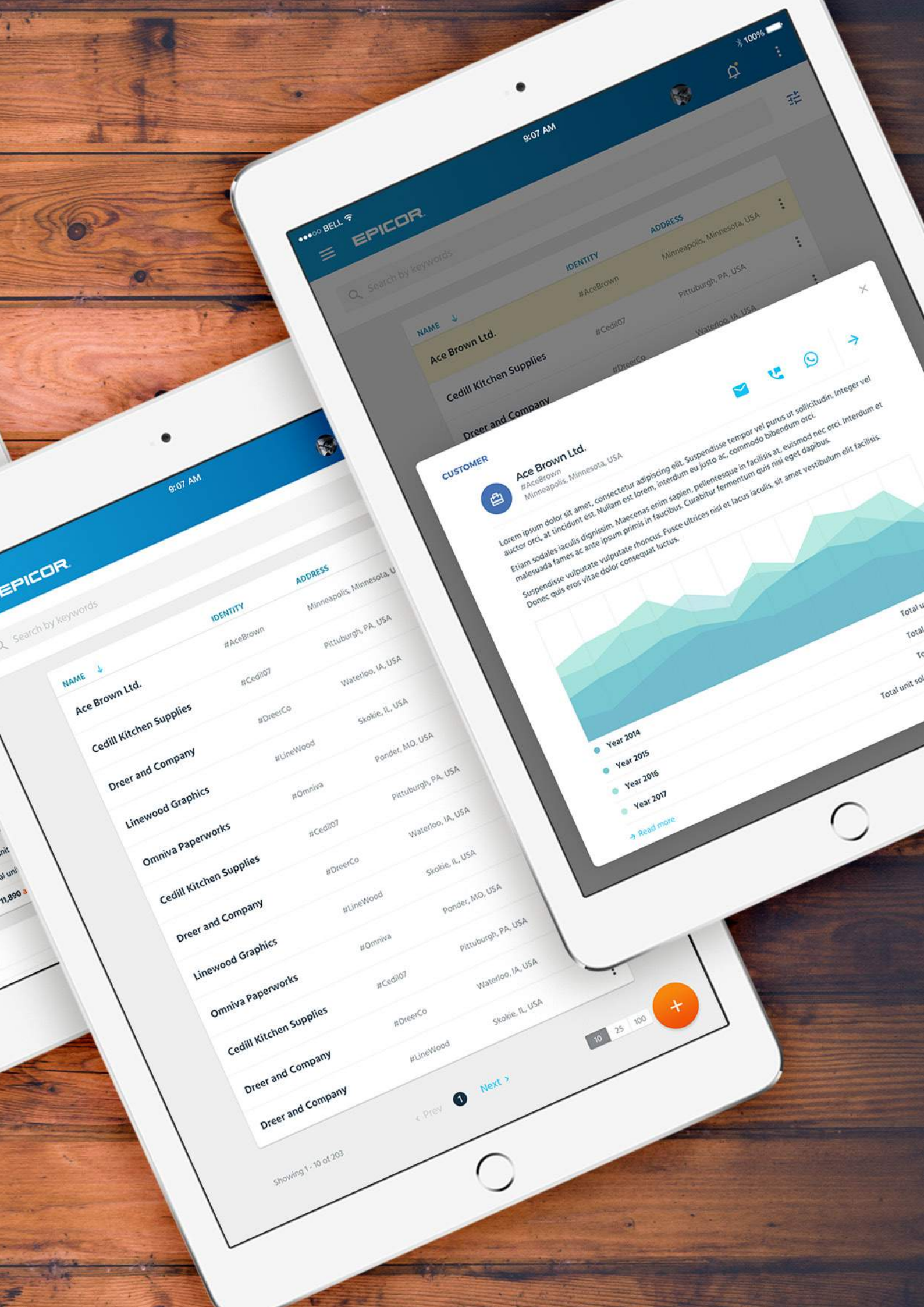
Email  
debajoti.mitra@epicor.com

Password  
.....

LOG IN

Forgot your password?

an account yet?



Search by keywords

NAME

IDENTITY

ADDRESS

Ace Brown Ltd.

Minneapolis, Minnesota, USA

Cedill Kitchen Supplies

Pittsburgh, PA, USA

Dreer and Company

Waterloo, IA, USA

CUSTOMER

Ace Brown Ltd.

#AceBrown  
Minneapolis, Minnesota, USA

Lorem ipsum dolor sit amet, consectetur adipiscing elit. Suspendisse tempor vel purus ut sollicitudin. Integer vel auctor orci, at tincidunt est. Nullam est lorem, interdum eu justo ac, commodo bibendum orci. Etiam sodales iaculis dignissim. Maecenas enim sapien, pellentesque in facilisis at, euismod nec orci. Interdum et malesuada fames ac ante ipsum primis in faucibus. Curabitur fermentum quis nisi eget dapibus. Suspendisse vulputate vulputate rhoncus. Fusce ultrices nisi et lacus iaculis, sit amet vestibulum elit facilisis. Donec quis eros vitae dolor consequat luctus.



- Year 2014
- Year 2015
- Year 2016
- Year 2017

Read more

Search by keywords

NAME

IDENTITY

ADDRESS

Ace Brown Ltd.

#AceBrown

Minneapolis, Minnesota, U

Cedill Kitchen Supplies

#Cedil07

Pittsburgh, PA, USA

Dreer and Company

#DreerCo

Waterloo, IA, USA

Linewood Graphics

#LineWood

Skokie, IL, USA

Omniva Paperworks

#Omniva

Ponder, MO, USA

Cedill Kitchen Supplies

#Cedil07

Waterloo, IA, USA

Dreer and Company

#DreerCo

Skokie, IL, USA

Linewood Graphics

#LineWood

Ponder, MO, USA

Omniva Paperworks

#Omniva

Pittsburgh, PA, USA

Cedill Kitchen Supplies

#Cedil07

Waterloo, IA, USA

Dreer and Company

#DreerCo

Skokie, IL, USA

Dreer and Company

#LineWood

10 25 100



Prev 1 Next

Showing 1 - 10 of 203

# COMPONENTS

## TITLE BAR

Title bar should be sticky on top in time to scroll up only. On normal scrolling down it should behave like any generic element.

Title bar is simple with minimalistic approach. It should contain an ellipsis menu if there any action to be performed in bulk on the page.

Background of the title bar should be any from the Epicor color palette. It could be solid color or a gradient of any two but gradient should be applied horizontally.

Here are some examples of Epicor title bars.



### Title bar - 1

Contains Hamburger menu and page title.

This title bar is suitable for any static page.




### Title bar - 2

Contains Hamburger menu, no. of results on the page, ellipsis menu, anything search, notification icon and a filter button.

This title bar is designed for listing pages.

**Note:** A small yellow dot will appear if there any new notification.



### Title bar - 3

Contains back button, page title, ellipsis menu and a tab bar.

This title bar designed for data entry pages.

### DO

Accomodate upto 3 buttons on right side of the title bar. Make sure minimum clickable area of each button should be 40px/40px.

### DONT

Don't accomodate more than one button on left side of the title bar. If the page is a drilldown of previous one just put a back button instead of the hamburger.

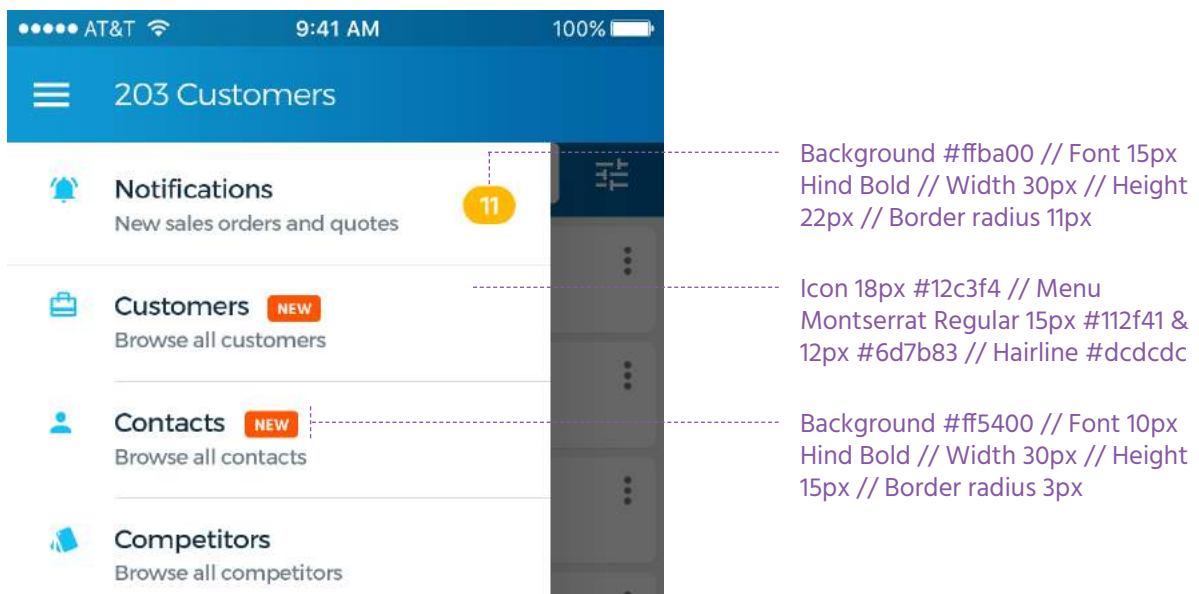


# HAMBURGER MENU

Hamburger menu should be accessible from the title bar, left top hamburger button. The expanded menu should be of 300px in width and occupy the height of the device with vertical scroll where needed.

A 60% semi-transparent black overlay should appear on screen, behind to the menu.

Each menu item should have a relevant icon and a one liner as short description.



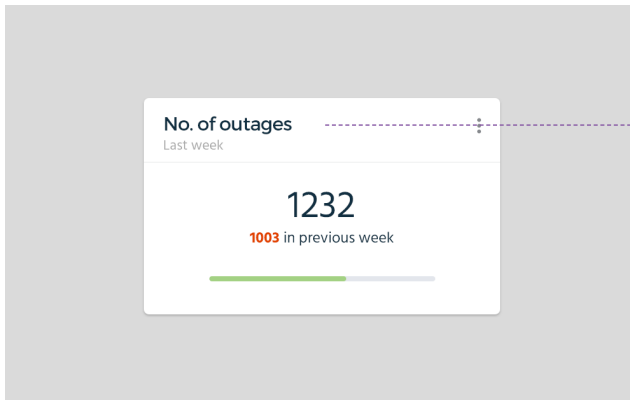
## Hamburger

Montserrat family should be used as hamburger text. Each menu should have an associate icon. Navigation items could be grouped as shown in the screenshot above.

# CARD

Card is a set of content. Card could be used to make a group of contents stand out or create a page with various different set of information. A card should have some basic properties like border radius of 4px, 15px padding, a 4px 0.2 opacity drop shadow etc. A card could have some call-to-actions, a title, an image etc.

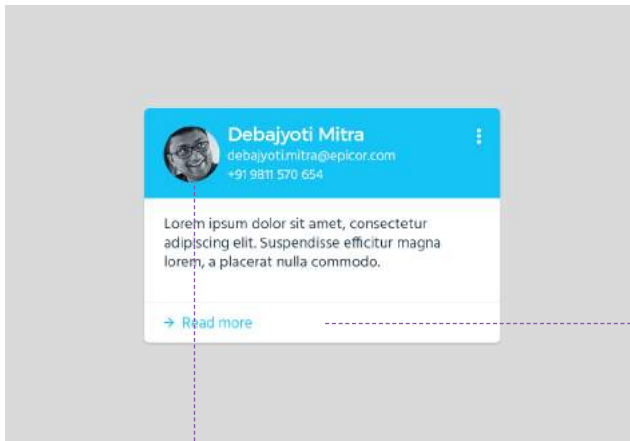
Here are some card formats specified.



## Card type 1

Title, sub-title, ellipsis menu and content.

Title 15px Montserrat #112f41 //  
 Subtitle 11px Hind #a9a9a9 //  
 Hairline #f3f4f4



## Card type 2

Thumbnail, title, sub-title, ellipsis menu, content and call-to-action.

Call-to-action could be more than one but should not be more than three.

Height 32px // 12px Icon // 12px  
 Hind // Hairline #f3f4f4

Thumbnail 44/44px



**Card type 3**

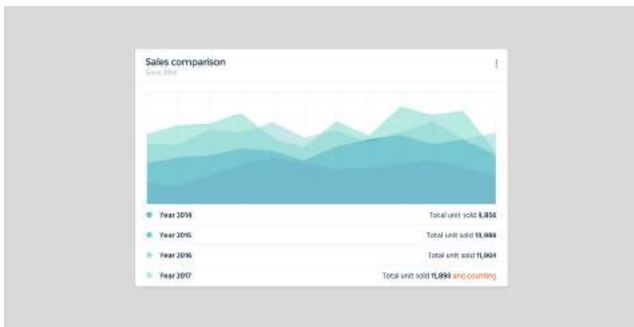
Thumbnail, title, sub-title and a single call-to-action.



**Card type 4**


Image, ellipsis menu, title, content and a call-to-action

Padding 15px



**Card type 5**

Title, sub-title, ellipsis menu, chart, content



**Card type 6**

Icon and ellipsis on an epicor color base

## TABLE

Table stands for well-known legacy HTML data-grid system. We have two similar types of tables; the only difference is the table header.

Table columns should have padding of 15px from left and right; 10px from top and bottom. Bottom border should be 1px and the border-color will be #f1f4f5.






Table head text color should be #008aa9 and border-color #dce2e4

Here are examples.

NAME	IDENTITY	ADDRESS	LAST ACTIVITY	
Ace Brown Ltd.	#AceBrown	Minneapolis, Minnesota, USA	🕒 Today · Quote 1081 · \$230.00	⋮
Cedill Kitchen Supplies	#Cedil07	Pittsburgh, PA, USA	🕒 Yesterday · Quote 1079 · \$180.00	⋮
Dreer and Company	#DreerCo	Waterloo, IA, USA	🕒 2 days ago · Order 1029 · \$160.00	⋮
Linewood Graphics	#LineWood	Skokie, IL, USA	🕒 29 May · Quote 1081 · \$230.00	⋮
Omniva Paperworks	#Omniva	Ponder, MO, USA	🕒 27 May · Quote 1079 · \$210.00	⋮

### Table type 1

Table with header.

 Ace Brown Ltd.	#AceBrown	Minneapolis, Minnesota, USA	⋮
 Cedill Kitchen Supplies	#Cedil07	Pittsburgh, PA, USA	⋮
 Dreer and Company	#DreerCo	Waterloo, IA, USA	⋮
 Linewood Graphics	#LineWood	Skokie, IL, USA	⋮
 Omniva Paperworks	#Omniva	Ponder, MO, USA	⋮

### Table type 2

Table without header.

## FORM, HELP TEXTS & ERRORS

Help text is 11px Hind in Epicor Dark Gray shade. It should be placed underneath the input field. Help texts will be replaced by the error messages, if any.

Error message color will be Epicor Red and input border color will be considered with opacity of 30%.

### Password

Blank input field with Help text

### Password

Focused input field with Error

Wrong password

### Email address

Blank input field with Error

Subscribe newsletter

Checkbox in checked state

I accept the terms and conditions

Checkbox with error

You should accept the terms and condition

Server messages should be placed on top of the page containing 100% width with a close button. Messages should be disappeared automatically after a few seconds if the user does not close it manually.

According to the nature of the message, base colors would be different. Here are the examples.

Please check your settings



Alert message / Epicor Yellow 100%

An error occurred. Please try again.



Error message / Epicor Red 70%

The password has been updated.



Success message / Epicor Green 100%

## DIFFERENT STATES

All the buttons, hyperlinks, clickable icons should have pre-defined properties for multiple states i.e. Normal, Mouseover(Hover), Active and Disabled.



### Primary Button

Normal

**Background**  
#f58220

Border radius  
4px

Font  
Uppercase 15px  
Montserrat Semibold

Color  
rgba(255,255,255,1)



### Primary Button

Hover

**Background**  
#ff8604

Border radius  
4px

Font  
Uppercase 15px  
Montserrat  
Semibold

Color  
rgba(255,255,255,1)

Box shadow  
0 3px 10px  
rgba(0,0,0,0.4)



### Primary Button

Active

**Background**  
#f58220

Border radius  
4px

Font  
Uppercase 15px  
Montserrat  
Semibold

Color  
rgba(255,255,255,.8)

Box shadow  
inset  
0 0 13px  
rgba(0,0,0,0.5)



### Primary Button

Disabled

**Background**  
#e5e5e5

Border radius  
4px

Font  
Uppercase 15px  
Montserrat  
Semibold

Color  
rgba(255,255,255,.7)



### Secondary Button

Normal

**Background**  
#6d7b83



### Secondary Button

Hover

**Background**  
#7b8a92



### Secondary Button

Active

**Background**  
#6d7b83



### Secondary Button

Disabled

**Background**  
#e5e5e5

READ MORE

✓ MARK AS READ

**Link Button**

Normal

Font  
Uppercase 12px  
Montserrat Semibold

Color  
#0091ea

READ MORE

✓ MARK AS READ

**Link Button**

Hover

Font  
Uppercase 12px  
Montserrat Semibold

Color  
#58bcfa

READ MORE

✓ MARK AS READ

**Link Button**

Active

Font  
Uppercase 12px  
Montserrat Semibold

Color  
#3e86b3

READ MORE

✓ MARK AS READ

**Link Button**


Disabled

Font  
Uppercase 12px  
Montserrat Semibold

Color  
#e5e5e5

**Note**

Other hyperlinks will follow the same manner except font.



**Icon Button**

Normal

**Background**  
#6d7b83

Selected

**Background**  
#0091ea



**Icon Button**

Hover

**Background**  
#7b8a92

Selected hover

**Background**  
#00a0ea



**Icon Button**

Normal

**Color**  
#6d7b83

Selected

**Color**  
#0091ea



**Icon Button**

Hover

**Color**  
#7b8a92

Selected hover

**Color**  
#00a0ea

**Note**

For active and disabled state all the buttons will follow the same manner described earlier.

# KINETIC UI COMPONENTS

We've redesigned various components and controls to fit our Kinetic style.

## BASIC BUTTONS



Background #F58220 // Font 15px Montserrat, Regular // Width 165px // Height 45px // Border radius 4px

Background #6D7B83 // Font 15px Montserrat, Regular // Width 165px // Height 45px // Border radius 4px

## DISABLED BUTTONS



Background #E5E5E5 // Font 15px Montserrat, Regular // Width 165px // Height 45px // Border radius 4px

## BUTTONS WITH ICONS



Background #0091EA // Font 24px Material-Design-Iconic-Font // Width 45px // Height 45px // Border radius 4px

## PROGRESS BAR

### NOW YOU SEE ME



Gradient Background #109AD3, #0064A3 // Font 8px Montserrat, Regular // Height 12px // Border radius 3px 0px 0px 3px

Background #DFE8ED // Height 12px // Border radius 3px

### MATRIX



## BUTTON GROUP



Background #0091EA // Font 15px Montserrat, Regular // Width 100px // Height 45px

Background #FFFFFF // Font 15px // Montserrat, Regular // Width 100px // Height 45px // Border radius 0px 4px 4px 0px // Border color #0091EA 1px



## SLIDER

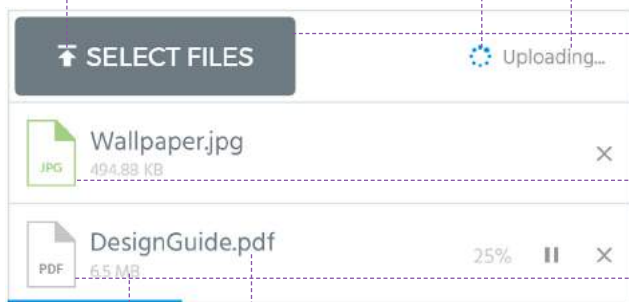


Background #0091EA // Width 22px // Height 22px

Background #DFE8ED // Font 10px // Hind, Regular // Height 6px

## UPLOAD

Color #6D7B83 // Font 15px Material-Design-Iconic-Font, Color #6D7B83 // Font 15px Material-Design-Iconic-Font,



Background #6D7B83 //Font color #FFFFFF // Font 18px Material-Design-Iconic-Font, // Width 10px // Height 18px

Background #6D7B83 //Font color #FFFFFF // Font 15px Montserrat, Regular // Width 165px // Height 45px

Color #A3D183 // Width 28px // Height 38px

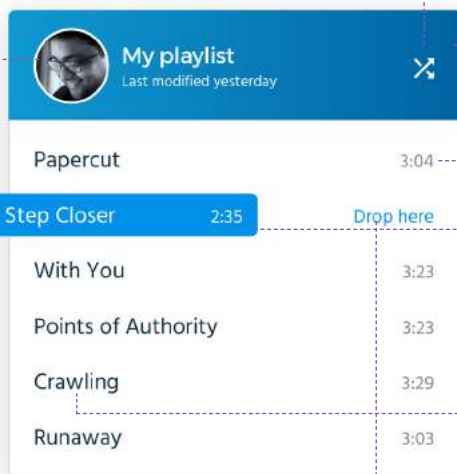
Color #C4C6C7 // Width 28px // Height 38px

Font color #6D7B83 // Font 15px Hind, Regular

Font color #C4C6C7 // Font 10px Hind, Regular

## SORTABLE

Font 24px, Material Design Iconic Font



Gradient #1099D2, #0064A3 // Width 360px // Height 87px Radius 5px 5px 0px 0px

Font Color #86898D// Font 15px Hind Regular,

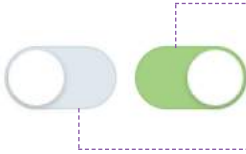
Background #0191EA // Width 247px // Height 34px Border Radius 5px

Font Color #112F41// Font 18px Hind Regular,

Font Color #FFFFFF// Font 18px Hind Regular, Font Color #FFFFFF// Font 15px Hind Regular,

Width 60px // Height 60px Border #FFFFFF 2px

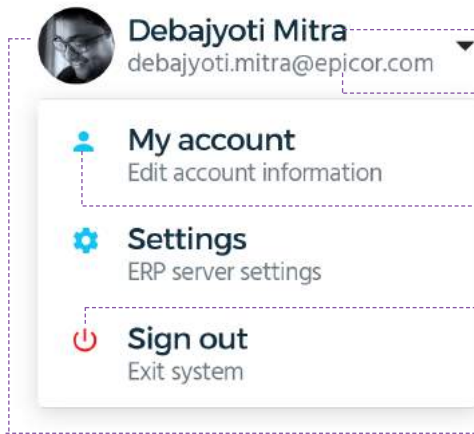
### SWITCH



Background #A3D183 // Width 60px // Height 34px  
 Border #000000 1px  
 Shadow X-0px Y-3px Blur-6px

Background #DFE8ED // Width 60px // Height 34px  
 Border #000000 1px  
 Shadow X-0px Y-3px Blur-6px

### MENU



Font Color #112F41 // Font Size 12px Montserrat Regular

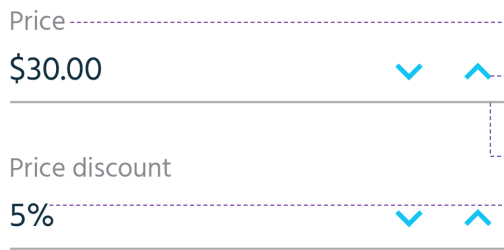
Font Color #6D7B83 // Font Size 10px Hind Regular

Font Color #12C3F4 // Font Size 12px Material Design Iconic

Font Color #F41212 // Font Size 12px Material Design Iconic

Width 30px // Height 30px

### NUMERIC TEXTBOX



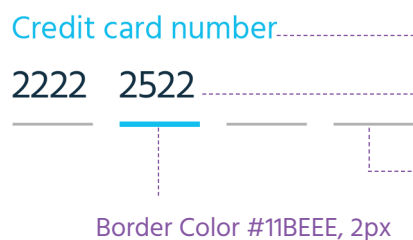
Font Color #86898D // Font Size 12px Hind Regular

Font Color #12C3F4 // Font Size 24px Material Design Iconic

Border Color #AFAF AF, 1px

Font Color #112F41 // Font Size 15px Hind Regular

### MASKED TEXTBOX



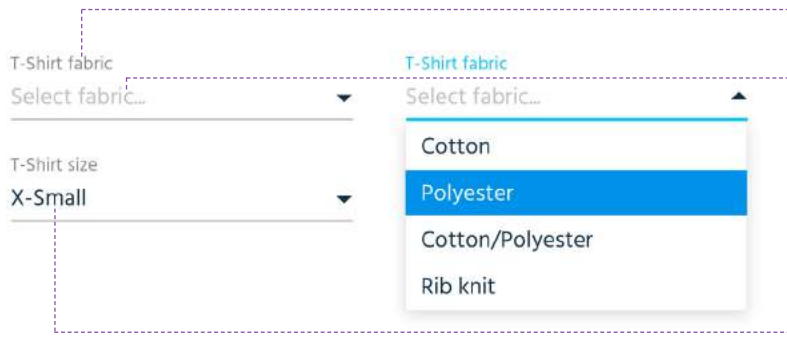
Font Color #11BCEB // Font Size 12px Hind Regular

Font Color #112F41 // Font Size 15px Hind Regular

Border Color #AFAF AF, 1px

Border Color #11BEEE, 2px

## COMBOBOX

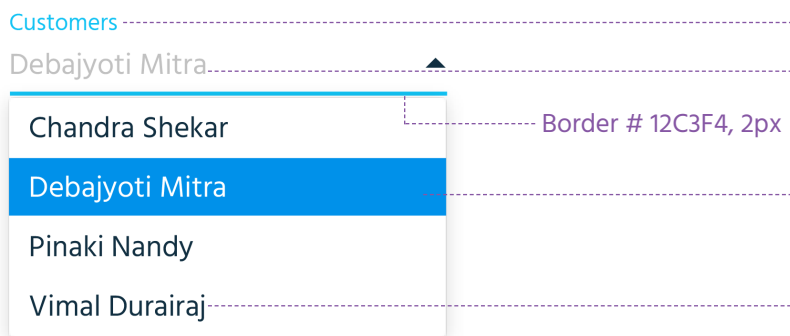


Font Color #86898D //  
Font Size 12px Hind Regular

Font Color #C1C1C1 //  
Font Size 15px Hind Regular

Font Color #112F41 //  
Font Size 15px Hind Regular

## DROPDOWN LIST




Font Color #12C3F4 //  
Font Size 12px Hind Regular

Font Color #C1C1C1 //  
Font Size 15px Hind Regular

Background Color #0091EA //  
Width 220px, Height 29px  
Font Color #FFFFFF, 15px Hind Regular

Font Color #112F41 //  
Font Size 15px Hind Regular

## COLOR PICKER




Font Color #86898D //  
Font Size 12px Hind Regular

Width 60px // Height 60px  
Border 3px

Width 60px // Height 60px  
Border 3px

## POPOVER



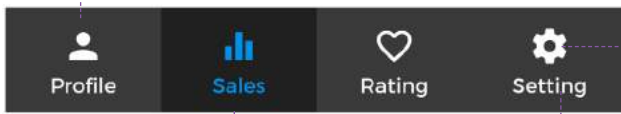
Font Color #112F41 //  
Font Size 12px Montserrat Regular

Font Color #12C3F4 //  
Font Size 12px Material Design Iconic

Font Color #0091EA //  
Font Size 12px Material Design Iconic

Font Color #0091EA //  
Font Size 12px Montserrat Regular

### TAB STRIP (MOBILE)



- Background Color #3A3A3A // Width 90px // Height 60px
- Font Color #FFFFFF // Font Size 24px Material Design Iconic
- Font Color #FFFFFF // Font Size 12px Montserrat Regular
- Background Color #202020 // Font Color #0091EA

### MULTISELECT



- Font Color #86898D // Font Size 12px Hind Regular
- Background Color #DFE8ED Width 147px // Height 32px Border Radius 3px Font Color #112F41 Font Size 15px Hind Regular

### TAB STRIP (DESKTOP)



- Font Color #0091EA // Font Size 15px Montserrat Regular
- Font Color #86898D // Font Size 15px Montserrat Regular
- Border Color #0091EA // Height 3px
- Border #202020, 1px Border Radius 5px Shadow X-0px Y-0px Blur-1px

## GRID

Font Color #008AA9 //  
Font Size 12px, Hind Semibold

Background #FFFFFF  
Border #33333 1px // Radius 5px  
Shadow X-0px Y-0px Blur-1px

Font Color #86898D //  
Font Size 18px, Material Design Iconic

NAME ↓	IDENTITY	ADDRESS
Ace Brown Ltd.	#AceBrown	Minneapolis, Minnesota, USA
Cedill Kitchen Supplies	#Cedil07	Pittsburgh, PA, USA
Dreer and Company	#DreerCo	Waterloo, IA, USA
Linewood Graphics	#LineWood	Skokie, IL, USA
Omniva Paperworks	#Omniva	Ponder, MO, USA
Cedill Kitchen Supplies	#Cedil07	Pittsburgh, PA, USA

1 - 20 of 91 items

1 2 3 4 5

20 - items per page

Font Color #112F41 //  
Font Size 12px,  
Hind Semibold

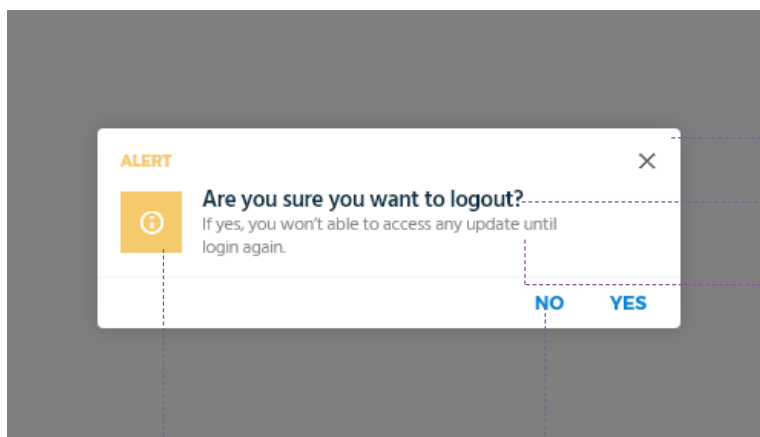
Font Color #39CDF6 //  
Font Size 12px Hind Regular

Font Color #86898D //  
Font Size 12px, Hind Regular

Font Color #86898D //  
Font Size 12px, Hind Regular

Background color #112F41  
Width 24px // Height 24px  
Font Color #FFFFFF //  
Font Size 12px, Hind Regular

## MODAL VIEW



Background color #FFFFFF  
Width 380px // Height 130px // Radius 4px  
Shadow X-0px Y-0px Blur-15px

Font Color #112F41 //  
Font Size 15px, Hind SemiBold

Font Color #86898D //  
Font Size 12px, Hind Regular

Background color #F4CA6D  
Width 40px // Height 40px //  
Font 18px, Material Design  
Iconic, #FFFFFF

Font Color #1085CF //  
Font Size 12px, Montserrat Bold

## DATE & TIME PICKER



Font Color #86898D //  
Font Size 12px, Hind Regular

Font Color #12C3F4 //  
Font Size 18px, Material Design Iconic



Font Color #112F41 //  
Font Size 15px, Hind Regular

Font Color #C4C6C7 //  
Font Size 18px, Material Design Iconic



Font Color #0091EA //  
Font Size 12px, Hind Regular

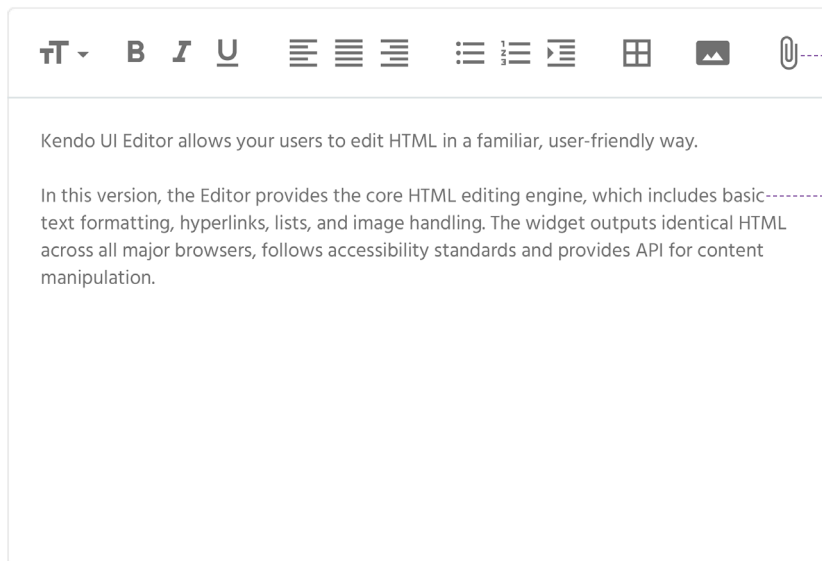


Font Color #112F41 //  
Font Size 12px, Hind Regular

Background Color #0091EA //  
Width 220px // Height 30px  
Font Color #FFFFFF

Background #FFFFFF  
Border Radius 3px  
Shadow x-0 y-2 Blur-10

## EDITOR



Text Color #707070  
Font 24px, Material Design Iconic

Text Color #707070  
Font 13px, Hind Regular

Background #FFFFFF  
Border #202020 1px  
Border Radius 5px  
Shadow x-0 y-2 Blur-1px  
Width 545px // Height 369px

THANK YOU.

